

# Evaluación del Piritionato de Zinc activado (BLUE CAP®) en el tratamiento de la psoriasis

Prof. Dr. Galal El Anany  
Ph.D. M. Abu El Elaa

Facultad de Medicina de la Universidad de El Cairo  
Departamento de Dermatología del Hospital KASR EL AINI

## Resumen

Este estudio se llevó a cabo durante el período comprendido entre julio de 1999 y Marzo de 2000. El estudio incluyó a 22 pacientes psoriásicos, de los cuales 17 tenían psoriasis vulgar, 3 tenían psoriasis del cuero cabelludo y 2 tenían psoriasis flexural. Fueron 2 mujeres y 20 hombres con rango de edad entre 18 y 57 años (media = 37,5 años). La duración de la enfermedad osciló entre 6 meses y 15 años con una media de 4,3 años.

Los pacientes no recibieron ninguna forma de terapia sistémica o tópica antes del inicio de la terapia a las 4 semanas, con el fin de obtener resultados confiables. Anteriormente estaban recibiendo diferentes formas de terapia que incluyen esteroides tópicos, alquitrán, daivonex (un paciente) y PUVA con respuesta variable, pero la mayoría de ellos tuvo recurrencia al suspender el tratamiento.

Según el grado de infiltración, eritema y descamación, la condición se evaluó en leve (+), moderada (++) y grave (+++), se pidió a los pacientes que se aplicaran Blue Cap (spray, crema o ambos) dos veces al día para 4 semanas y se evaluaron después de 2 semanas y el final del período de tratamiento después de 4 semanas.

Se obtuvieron fotografías al principio, a la mitad y al final del tratamiento siempre que fue posible.

## Resultados

**Se encontró una respuesta excelente en 5 casos** (3 vulgar, 1 cuero cabelludo, 1 flexural) en quienes la psoriasis desapareció tan pronto como 2 semanas desde el inicio del tratamiento.

**Se encontró muy buena respuesta en 13 casos.**

**Buena respuesta en 3 casos.**

Un paciente con psoriasis flexural no tuvo respuesta, este paciente era un caso resistente que fue cambiado a terapia PUVA.

La tolerancia fue excelente y no se informaron efectos secundarios. Hipopigmentación posinflamatoria, que es un hallazgo habitual después de la administración de cualquier forma de terapia en 5 pacientes, un paciente tuvo nuevas lesiones durante el tratamiento y un paciente no mostró ninguna mejoría.



# CLINICAL STUDY

**CAIRO UNIVERSITY  
FACULTAD OF MEDICINE**

**KSAR EL EINI HOSPITAL  
DERMATOLOGY DEPARTMENT**

---

*Prof. Dr. Galal El Anany  
Ph.D. M. Abu El Elaa*

---



# 4 powerful products for the care & relief of your skin

## ADVANTAGES

- Total absence of corticoosteroids and cytostatics.
  - Effectiveness and quick action.
  - High moisturizing power, penetrating into the deepest layers of the dermis.
  - Absence of side effects. All products are harmless even when used for an extended period of time.
-



## Case Number 1

### First visit

28-07-99

Name: Samy W.  
Age: 32 years  
Duration: 4 years  
Previous treatment: Steroids, Salicylic acid ointment, Tar  
Response to previous treatment: Moderate

### Diagnosis:

Psoriasis vulgaris

Erythema	Thickness	Scaling	Pruritus
+++	+++	+++	+

### Second visit

11-08-99

Response: ++      ++      ++      -

### Third visit

25-08-99

Response: +      +      +      -

### Patient evaluation:

Good response better than previous applications

### Remarks:

No staining, easy to apply, good response



28-07-99



25-08-99



## Case Number 2

### First visit

03-07-99

Name: Nagat M.  
Age: 57 years  
Duration: 1 years  
*Previous treatment:* Diprosalic ointment, Alphosyl ( Tar ).  
*Response to previous treatment:* Good response to steroids

### Diagnosis:

Psoriasis vulgaris

Erythema	Thickness	Scaling	Pruritus
++	++	++	+

### Second visit

18-07-99

Response:	+	+	-
-----------	---	---	---

### Third visit

01-08-99

Response:	-	-	-
-----------	---	---	---

### Patient evaluation:

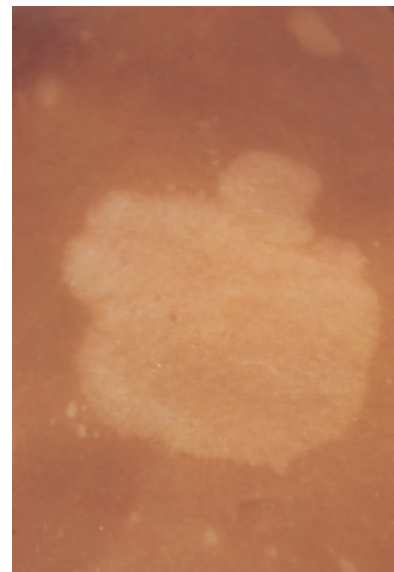
Very good response

### Remarks:

Postinflammatory hypopigmentation



03-07-99



01-08-99



## Case Number 3

### First visit

03-07-99

Name: Said M.  
Age: 18 years  
Duration: 6 months  
Previous treatment: Topical steroids  
Response to previous treatment: Good

### Diagnosis:

Psoriasis vulgaris

	Erythema	Thickness	Scaling	Pruritus
	++	++	++	++
<b>Second visit</b>				
Response:	+	+	+	-
<b>Third visit</b>				
Response:	-	-	-	-

### Patient evaluation:

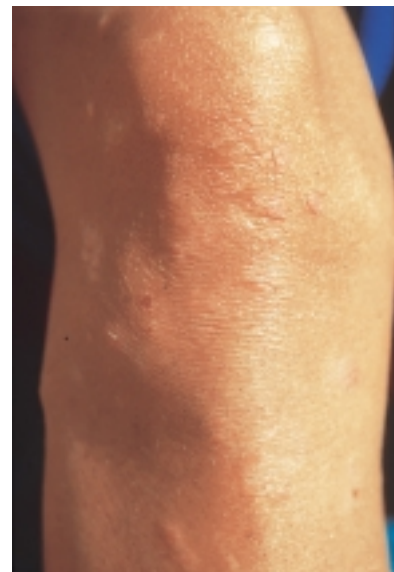
Excellent improvement in a short time

### Remarks:

Rapid response



03-07-99



01-08-99



## Case Number 4

### First visit

03-07-99

Name: Mustafa A.  
Age: 24 years  
Duration: 3 years  
Previous treatment: Topical steroids  
Response to previous treatment: Poor response

### Diagnosis:

Psoriasis vulgaris

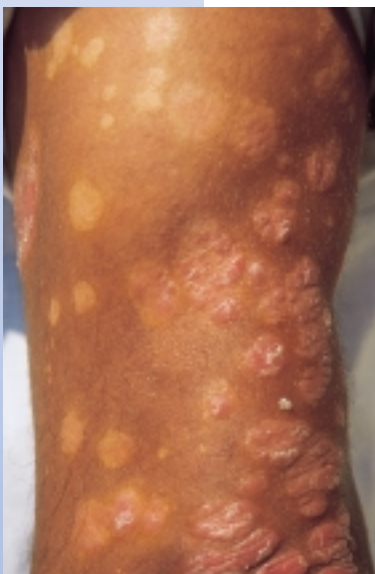
	Erythema	Thickness	Scaling	Pruritus
	++	++	++	++
<b>Second visit</b>				
Response:	+	+	+	+
<b>Third visit</b>				
Response:	-	-	-	-

### Patient evaluation:

Very good response

### Remarks:

Post inflammatory hypopigmentation



03-07-99



01-08-99



## Case Number 5

### First visit

03-07-99

Name: Adel A.  
Age: 45 years  
Duration: 5 years  
*Previous treatment:* Daivonex, Dermovate, Alphosyl, PUVA  
*Response to previous treatment:* Moderate response

### Diagnosis:

Psoriasis vulgaris

	Erythema	Thickness	Scaling	Pruritus
	+++	+++	+++	+
<b>Second visit</b>				
Response:	++	++	+	-
<b>Third visit</b>				
Response:	+	+	+	-

### Patient evaluation:

Good response

### Remarks:

New lesions while on treatment



03-07-99



01-08-99





## Case Number 6

### First visit

28-07-99

Name: Ahmed S.  
Age: 60 years  
Duration: 6 months  
*Previous treatment: Topical steroids*  
*Response to previous treatment: Good*

### Diagnosis:

**Psoriasis vulgaris**

	Erythema	Thickness	Scaling	Pruritus
	++	++	++	-
<b>Second visit</b>				
Response:	+	+	+	-
<b>Third visit</b>				
Response:	-	-	-	-

### Patient evaluation:

**Very good response**

### Remarks:

**Rapid response**



28-07-99



25-08-99



## Case Number 7

### First visit

14-08-99

Name: Alshahat A.  
Age: 30 years  
Duration: 10 years

Previous treatment: Steroids, salicylic acid ointment, Tar  
Response to previous treatment: Poor

### Diagnosis:

Psoriasis vulgaris

	Erythema	Thickness	Scaling	Pruritus
	+++	++	+	-
<b>Second visit</b>				
Response:	+	+	-	-
<b>Third visit</b>				
Response:	-	-	-	-

### Patient evaluation:

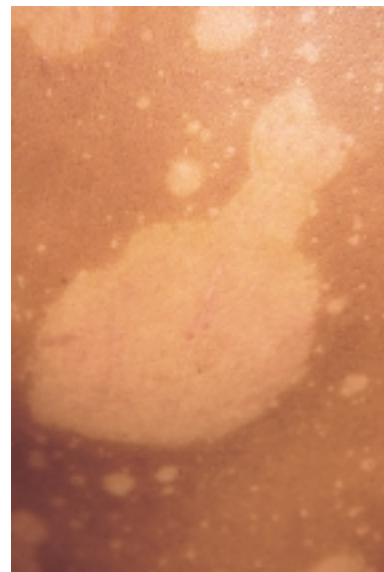
Very good response

### Remarks:

Very good response



14-08-99



11-09-99



## Case Number 8

### First visit

14-08-99

Name:

Qasem M.

Age:

52 years

Duration:

2 years

Previous treatment:

Steroids

Response to previous treatment: Recurrence on stoppage

### Diagnosis:

Psoriasis vulgaris


	Erythema	Thickness	Scaling	Pruritus
	++	++	+	+
<b>Second visit</b>				
Response:	+	+	+	-
<b>Third visit</b>				
Response:	-	-	-	-

### Patient evaluation:

Very good response

### Remarks:

Rapid response





## Case Number 9

### First visit

28-07-99

Name:

Samieh I.

Age:

49 years

Duration:

2 years

Previous treatment:

*Dermovate, Betnovate, Diprosalic ointment*

Response to previous treatment: *Good*

### Diagnosis:

**Psoriasis vulgaris**

	Erythema	Thickness	Scaling	Pruritus
	++	++	++	-
<b>Second visit</b>				
Response:	+	+	+	+
<b>Third visit</b>				
Response:	-	-	-	-

### Patient evaluation:

**Rapid response**

### Remarks:

**Postinflammatory hypopigmentation**



28-07-99

25-08-99





## Case Number 10

### First visit

01-09-99

Name: Hani M.  
Age: 32 years  
Duration: 2 years  
*Previous treatment:* Topical steroids  
*Response to previous treatment:* Good

### Diagnosis:

Psoriasis vulgaris


	Erythema	Thickness	Scaling	Pruritus
	+++	+++	+++	+
<b>Second visit</b>				
Response:	++	++	++	-
<b>Third visit</b>				
Response:	+	+	+	-

### Patient evaluation:

Moderate response

### Remarks:

Moderate response





## Case Number 11

### First visit

01-09-99

Name: Mahmud A.  
Age: 45 years  
Duration: 5 years  
*Previous treatment: Topical steroids*  
*Response to previous treatment: Good*

### Diagnosis:

**Psoriasis vulgaris**



	Erythema	Thickness	Scaling	Pruritus
	++	++	++	-
<b>Second visit</b>				
Response:	+	+	+	-
<b>Third visit</b>				
Response:	-	-	-	-

### Patient evaluation:

**Very good response**

### Remarks:

**Rapid response**





## Case Number 12

### First visit

01-09-99

Name: Uthman H.  
Age: 35 years  
Duration: 1 years  
Previous treatment: Locacorten tar, Asphosyl  
Response to previous treatment: Poor

### Diagnosis:

Scalp psoriasis

	Erythema	Thickness	Scaling	Pruritus
	++	+	++	-
<b>Second visit</b>				
Response:	+	+	+	-
<b>Third visit</b>				
Response:	-	-	-	-

### Patient evaluation:

Very good response

### Remarks:

Very good and rapid response



01-09-99



29-09-99



## Case Number 13

### First visit

14-08-99

Name: Tariq A.  
Age: 18 years  
Duration: 1 years  
*Previous treatment: Steroids*  
*Response to previous treatment: Good*

### Diagnosis:

**Psoriasis vulgaris**

	Erythema	Thickness	Scaling	Pruritus
	++	+	+++	-
<b>Second visit</b>				
Response:	+	+	++	-
<b>Third visit</b>				
Response:	-	-	-	-

### Patient evaluation:

**Very good improvment**

### Remarks:

**Some residual post inflammatory hypopigmentation are present**



14-08-99



11-09-99





## Case Number 14

### First visit

14-08-99

Name:

Sameh M.

Age:

49 years

Duration:

2 years

Previous treatment:

Shampoo polytar, Nizoral, Diprosalic lotion

Response to previous treatment: Poor response

### Diagnosis:

Scalp psoriasis

	Erythema	Thickness	Scaling	Pruritus
	+	+	+++	+
<b>Second visit</b>				
Response:	+	-	+	-
<b>Third visit</b>				
Response:	-	-	-	-

### Patient evaluation:

Very good response

### Remarks:

Very good response



14-08-99



11-09-99



## Case Number 15

### First visit

28-07-99

Name: Mohammed F.  
Age: 45 years  
Duration: 5 years  
Previous treatment: Topical steroids  
Response to previous treatment: Good

### Diagnosis:

Psoriasis vulgaris


	Erythema	Thickness	Scaling	Pruritus
	++	++	++	+
<b>Second visit</b>				
Response:	+	+	+	-
<b>Third visit</b>				
Response:	-	-	-	-

### Patient evaluation:

Very good response

### Remarks:

Rapid response





## Case Number 16

### First visit

02-02-00

Name: Mohammed A.  
Age: 50 years  
Duration: 18 months  
*Previous treatment: Steroids*  
*Response to previous treatment: Recurrence on stoppage*

### Diagnosis:

**Psoriasis vulgaris**

	Erythema	Thickness	Scaling	Pruritus
	++	+++	+++	++
<b>Second visit</b>				
Response:	+	++	+	-
<b>Third visit</b>				
Response:	-	-	-	-

### Patient evaluation:

**Excellent response**

### Remarks:

**Cured**



02-02-00



01-03-00



## Case Number 17

### First visit

05-02-00

Name: Hani M.  
Age: 25 years  
Duration: 15 months  
*Previous treatment:* Topical steroids  
*Response to previous treatment:* Recurrence on stoppage

### Diagnosis:

**Psoriasis vulgaris**

	Erythema	Thickness	Scaling	Pruritus
	+++	+++	+++	+++
<b>Second visit</b>				
Response:	+	+	+	-
<b>Third visit</b>				
Response:	-	-	-	-

### Patient evaluation:

**Excellent response**

### Remarks:

**Mild postinflammatory hypopigmentation, very rapid excellent response**



05-02-00



04-03-00



## Case Number 18

### First visit

05-02-00

Name: Omar M.  
Age: 18 years  
Duration: 5 months  
*Previous treatment:* Topical steroids  
*Response to previous treatment:* Recurrence on stoppage

### Diagnosis:

Scalp psoriasis

Erythema	Thickness	Scaling	Pruritus
+++	++	+++	++

### Second visit

19-02-00

Response:	+	+	++	-
-----------	---	---	----	---

### Third visit

04-03-00

Response:	-	-	-	-
-----------	---	---	---	---

### Patient evaluation:

Very good response

### Remarks:

Very good response





## Case Number 19

### First visit

07-02-00

Name: Mahmud A.  
Age: 44 years  
Duration: 6 years  
Previous treatment: Topical steroids  
Response to previous treatment: Recurrence

### Diagnosis:

Psoriasis vulgaris


	Erythema	Thickness	Scaling	Pruritus
	+++	+++	+++	++
<b>Second visit</b>				
Response:	++	++	++	+
<b>Third visit</b>				
Response:	+	+	-	-

### Patient evaluation:

Good response

### Remarks:

-





## Case Number 20

### First visit

14-02-00

Name:

Mohammad N.

Age:

25 years

Duration:

5 years

*Previous treatment:*

*Steroids, recurrence on stoppage of treatment*

*Response to previous treatment: Flexural psoriasis, recurrence on stoppage of treatment*

### Diagnosis:

**Flexural psoriasis**

	Erythema	Thickness	Scaling	Pruritus
	+++	++	+	+++
<b>Second visit</b>				
Response:	+++	++	+	++
<b>Third visit</b>				
Response:	++	+	-	+

### Patient evaluation:

**Fair response was not achieved**

### Remarks:

**Resistant case**



14-02-00



06-03-00



## Case Number 21

### First visit

14-02-00

Name: Anwar R.  
Age: 28 years  
Duration: 2 years  
*Previous treatment:* Topical steroids  
*Response to previous treatment:* -

### Diagnosis:

**Flexural psoriasis**


	Erythema	Thickness	Scaling	Pruritus
	+++	++	++	++
<b>Second visit</b>				
Response:	++	+	+	+
<b>Third visit</b>				
Response:	-	-	-	-

### Patient evaluation:

**Excellent**

### Remarks:

**Cured**







## Case Number 22

### First visit

01-03-00

Name: Magdi D.  
Age: 50 years  
Duration: 13 years  
*Previous treatment:* Topical steroids  
*Response to previous treatment:* Recurrence on stoppage

### Diagnosis:

**Scalp Psoriasis**

Erythema	Thickness	Scaling	Pruritus
+++	+++	+++	+++

### Second visit

15-03-00

Response: - - - -

### Third visit

29-03-00

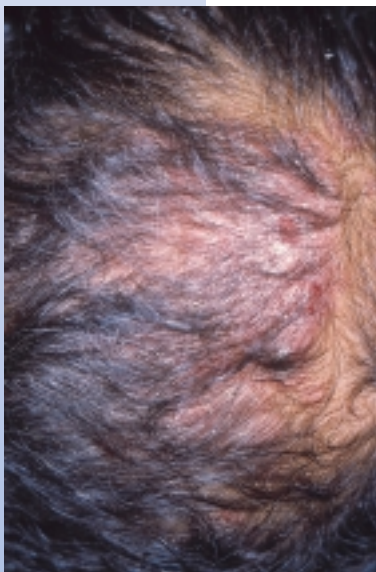
Response:

### Patient evaluation:

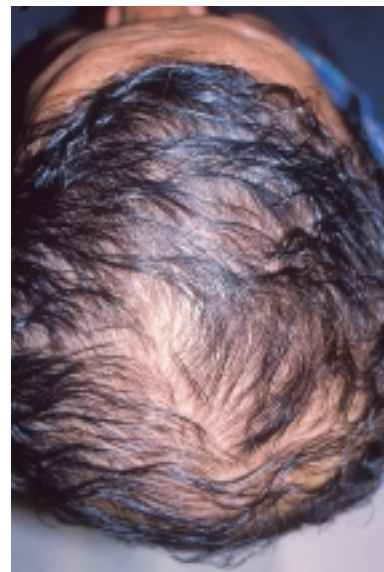
**Excellent response**

### Remarks:

**Cured in two weeks**



01-03-00



15-03-00



## REPORT

### *Evaluation of Activated Zinc Pyrithione ( Blue Cap) in Psoriasis*

*This study was carried out during the period between July 1999 and March 2000.*

*The study included 22 psoriatic patients, out of which 17 had psoriasis vulgaris, 3 had scalp psoriasis and 2 had flexural psoriasis. They were 2 females and 20 males with age range between 18 and 57 years ( mean = 37.5 years). The duration of the disease ranged between 6 months and 15 years with a mean of 4.3 years.*

*Patients did not receive any form of systemic or topical therapy prior to initiation of therapy by 4 weeks, in order to get reliable results. Previously they were receiving different forms of therapy which include topical steroids, tar, daivonex (one patient) and PUVA with variable response but most of them had recurrence on stoppage of treatment.*

*According to the degree of infiltration, erythema and descamation the condition was evaluated into mild (+), moderate (++) and severe (+++), patients were asked to apply Blue Cap (spray, cream or both) twice daily for 4 weeks and they were evaluated after 2 weeks and the end of treatment period after 4 weeks.*

*Photographs were obtained at the beginning, mid and the end of treatment whenever possible.*

---

## RESULTS

*Excellent response was found in 5 cases ( 3 vulgaris, 1 scalp, 1 flexural) in whom the psoriasis cleared as early as 2 weeks from the start of treatment.*

*Very good response was found in 13 cases.*

*Good response in 3 cases.*

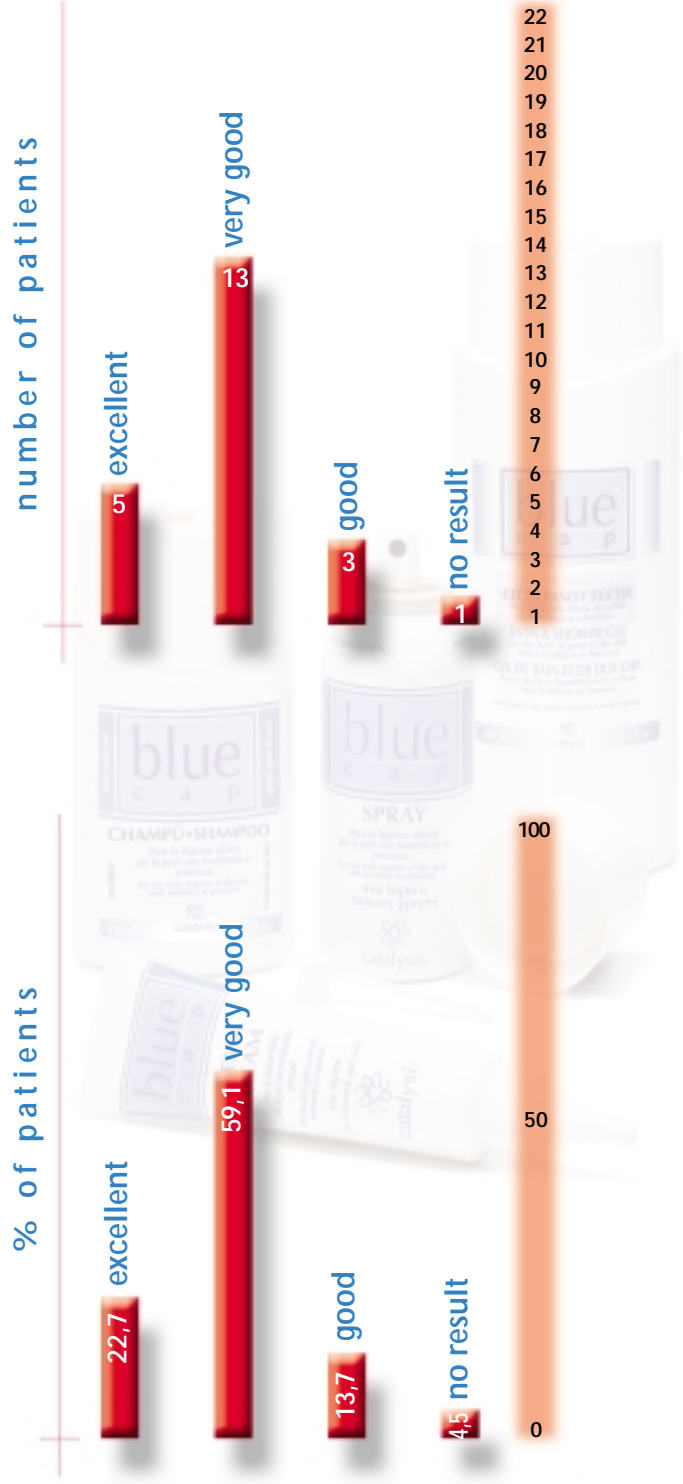
*One patient with flexural psoriasis had no response, this patient was a resistant case which and was switched to PUVA therapy.*

*Tolerance was excellent and side effect were not reported. Post inflammatory hypopigmentation which is a usual finding after any form of therapy was reported in 5 patients, one patient had new lesions while on therapy and one patient did not show any improvement.*

*Ph. D. M. Abu El Klan*

Handwritten signature of Ph. D. M. Abu El Klan in Arabic script.

Handwritten signature of Prof. Dr. Khalid El Anany in Arabic script.





## OFFICIAL CERTIFICATES OF ANALYSIS

---



NATIONAL ORGANISATION FOR  
DRUG CONTROL AND REGULATION

المهنة القومية للرقابة والبحوث الدوائية  
٤ شارع أبو حلام - طريق الهرم

نظام الرقابة الدوائية  
شعبة مراقبة الأدوية

SKIN CAP 100 ml

خطاب

M - 5

٢٧٦ ت م ٨ ك ٢٠٠٠

المكتب التجاري الدولي

• عنوان المرسل إليه : (إدارة مراقبة الأدوية

) (إلى طلب تحليل المستحضر عاليه برجا، الأتي) :-

• بإجراء الاختبارات وجدت العينة لا تحتوى على كورتيكوستيرويد .

سحاح ..



رئيس القسم  
د. محمد سعيد  
١٨/١٢/٢٠٠٠

١٨/١٢/٢٠٠٠

رئيس القسم  
طارق عبد الكريم  
١٨/١٢/٢٠٠٠





NATIONAL ORGANIZATION FOR  
DRUG CONTROL AND REGULATION

الهيئة القومية للرقابة والبحوث الدوائية  
144 هـ - شارع دار السلام - الرياض - المملكة العربية السعودية

### نظام الرقابة الدوائية

#### شهادة مرقاة الأدوية

شركة: SKIN CAP 100 ML

اسم الدواء: SKIN CAP 100 ML

رقم الترخيص: N - 5

الرقم التسلسلي: 201 م 0 ل 000

اسم الشركة المنتجة: SKIN CAP 100 ML

اسم الشركة الوصية: SKIN CAP 100 ML

عنوان المرسل إليه: إدارة مرقاة الأدوية

إعداد في طلب تحليل المستحضر عالي تركيز الأني:

تمت باختبارات التعرف ان المستحضر خالي من مادة

CLOBETASOL PROPIONATE

ووجدت مطابقة للمواصفات

XXXXXXXXXXXXXXXXXXXXXXXXXXXX

صالح ..

رئيس قسم

17/0

رئيس قسم

17/0







***Catalysis, S.L.***

Macarena, 14 • 28016 Madrid • ESPAÑA  
**Tel.** +34 913 456 902 • **Fax** +34 913 459 725  
**web** [www.catalisisusa.net](http://www.catalisisusa.net) • **e-mail** [catalysis@diamel.com](mailto:catalysis@diamel.com)

---